



SHENZHEN LONGSHINE LIGHTING CO.,LTD

Address: 4/F,C building,San Min Industrial Zone,Shiyan Town,Bao'an District,Shenzhen City,China

Tel: 86-755-27646335

Fax: 0755-29005877

E-mail: sales01@lsledlight.com



MSN:xieqiong1227@126.com






Mobile phone: 86-18123989810




skype: nancy-aurora200911

Linkman: Ms.Nancy xie website:www.lsledlight.com

2016 constant voltage LED driver waterpooof list

Model NO.	Picture	Specification	Remark
LPS03		1.constant voltage led driver(wall plug) 2.100-240V AC,DC12V,250mA or DC24V,125mA 3.Power:3W ,PF>0.5 4.24# 1.5M cable with 5.5X2.1X12mm 5. white or black shell color available 6.CE,GS certification	/
LPS06V		1.constant voltage led driver(wall plug) 2.100-240V AC,DC12V,500mA or DC24V,250mA 3.Power:6W ,PF>0.5 4.24# 1.5M cable with 5.5X2.1X12mm 5. white or black shell color available 6.CE,GS certification	/

LPS09V		<p>1.constant voltage led driver(wall plug) 2.100-240V AC,DC12V,700mA or DC24V,350mA 3.Power:8.4W ,PF>0.5 4.24# 1.5M cable with 5.5X2.1X12mm 5. white or black shell color available 6.CE,GS certification EN61347-2-13</p>	/
LPS12V		<p>1.constant voltage led driver(wall plug) 2.100-240V AC,DC12V,1000mA or DC24V,500mA 3.Power:12W ,PF>0.5 4.22# 1.5M cable with 5.5X2.1X12mm 5. white or black shell color available 6.CE,GS certification EN61347-2-13</p>	/
LPS19V		<p>1.constant voltage led driver(wall plug) 2.100-240V AC,DC12V,1500mA or DC24V,750mA 3.Power:18W ,PF>0.5 4.22# 1.5M cable with 5.5X2.1X12mm 5. white or black shell color available 6.CE,GS certification EN61347-2-13</p>	/
LPS24V		<p>1.constant voltage led driver(wall plug) 2.100-240V AC,DC12V,2000mA or DC24V,1000mA 3.Power:24W ,PF>0.5 4.20# 1.5M cable with 5.5X2.1X12mm 5. white or black shell color available 6.CE,GS certification EN61347-2-13</p>	/
LPS37		<p>1.constant voltage led driver(wall plug) 2.100-240V AC,DC12V,3000mA or DC24V,1500mA 3.Power:36W ,PF>0.7 4.18# 1.5M cable with 5.5X2.1X12mm 5. white or black shell color available 6.CE,GS certification EN61347-2-13</p>	/

DLPS37		<p>1.constant voltage led driver(desttop) 2.100-240V AC,DC12V,3000mA or DC24V,1500mA 3.Power:36W ,PF>0.7 4.18# 1.5M cable +0.75mm VDE 1Mwith 5.5X2.1X12mm 5. white or black shell color available 6.CE,GS certification EN61347-2-13</p>	/
DLPS48		<p>1.constant voltage led driver(desttop) 2.100-240V AC,DC12V,4000mA 3.Power:48W ,PF>0.7 4.18# 1.5M cable with +0.75mm VDE 1M5.5X2.1X12mm 5. white or black shell color available 6.CE,GS certification EN61347-2-13</p>	/
DLPS60		<p>1.constant voltage led driver(desttop) 2.100-240V AC,DC12V,5000mA 3.Power:60W ,PF>0.7 4.18# 1.5M cable+0.75mm VDE 1M with 5.5X2.1X12mm 5. white or black shell color available 6.CE,GS certification EN61347-2-13</p>	/